

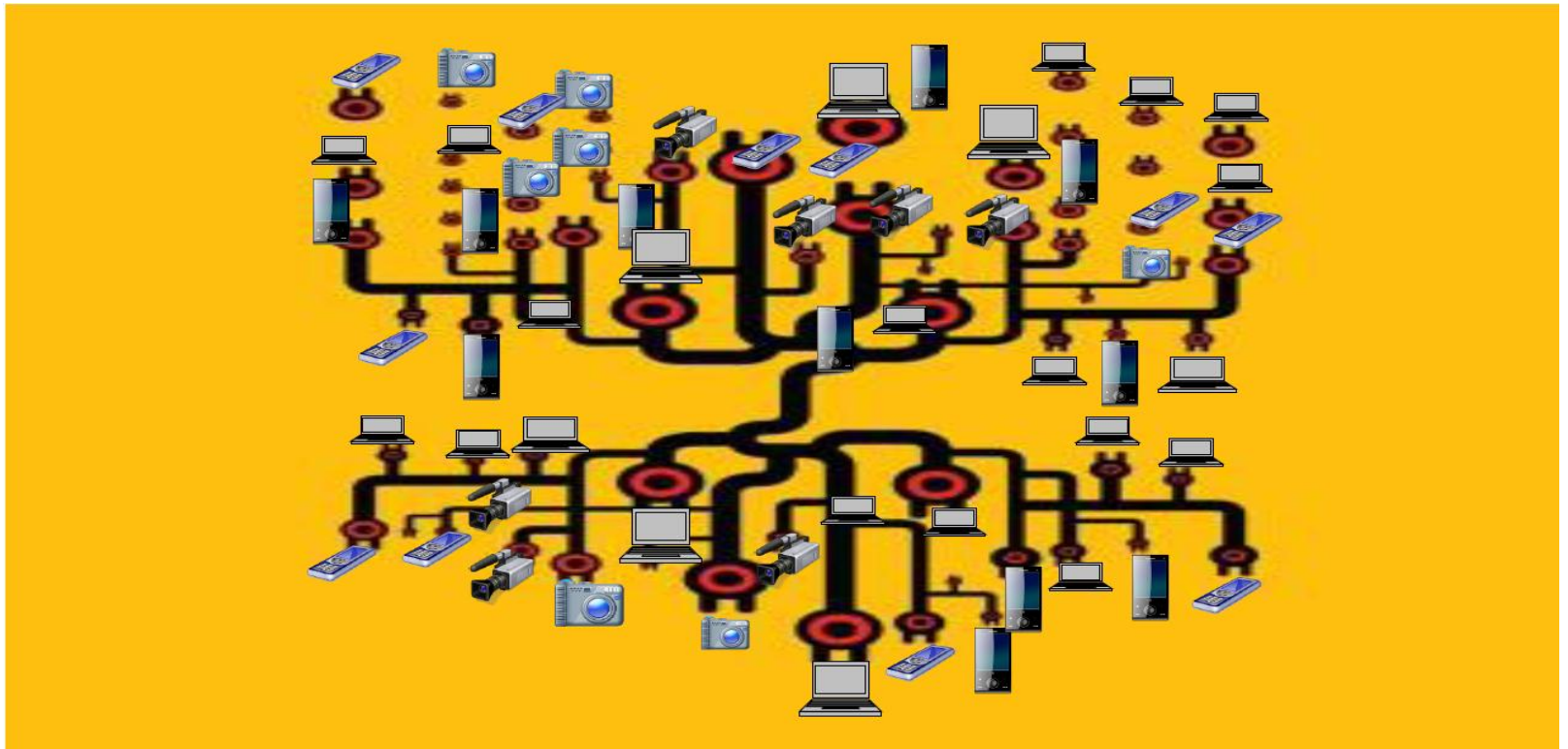
Educational Conferencing with Scopia

Dr John Clayton

Waikato Institute of Technology

High-Speed Networks

Internet of Things



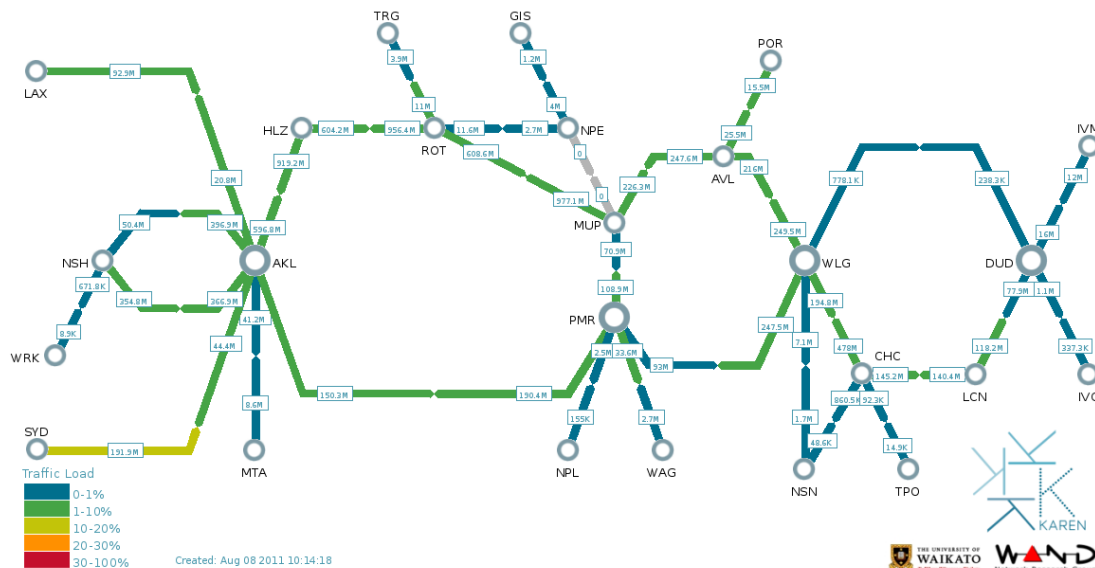
Shape educational delivery

@ Wintec

UFB



KAREN



Low Connectivity: Web 1

Text Heavy

Point and Click

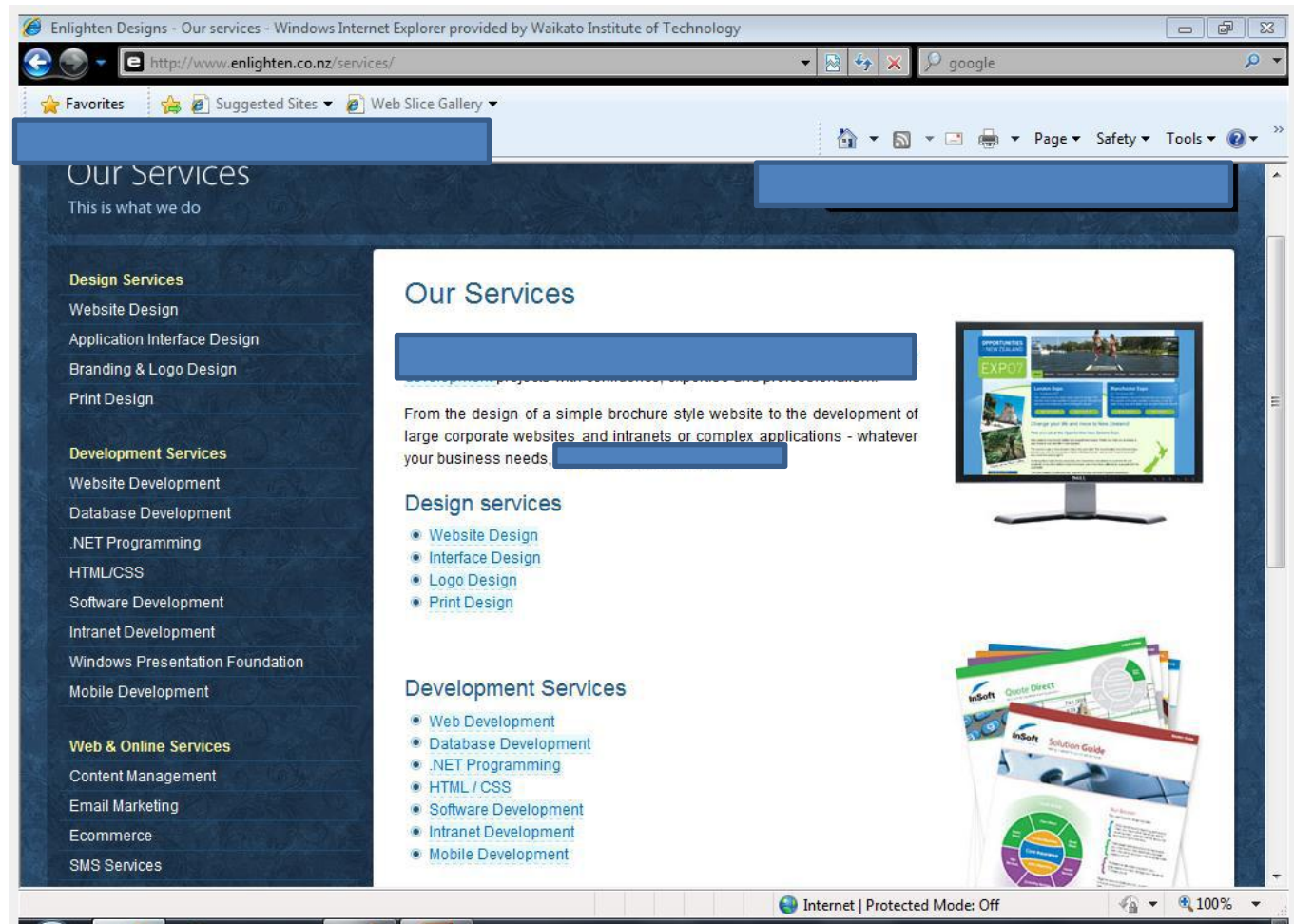
Static

Hierarchical

Broadcast

Deficit

WEB 1.0



High Connectivity: Web 2

Media Rich

Widget Driven

Dynamic

User Centric

Organic

Empowerment

WEB 2.0



What is Scopia

Features



High Definition on your computer

Enjoy High Definition video conferencing straight to your laptop or desktop computer.



Share Presentations and Desktop

Share PowerPoint, or any other application that runs on your desktop with other participants in a meeting.



Simple, fast installation

Download, install, and be ready to go within minutes. Works anywhere you can find broadband internet access.



Moderate meetings

Moderator options make for a smoother, more productive video conferencing experience.

[Install Now](#)

Create an Account



Advanced
Video Collaboration Centre

[Home](#) | [Community](#) ▼ | [Endpoint Directory](#) ▼ | [Tutorials](#) ▼ | [Support](#) ▼ | [About](#) ▼ | [Log In](#)

User account

[Create new account](#)

[Log in](#)

[Request new password](#)

AVCC encourages users to use their work email address. This helps us identify you as an eligible member for the KAREN Video Conferencing Service Membership is restricted to Australia and New Zealand. Upon completion of this form AVCC will personally approve your account details. Once approval is complete you will be automatically sent an email containing a link to follow which will authenticate your account. You can change your password once you log in to the website.

Account information

*** Username:**

Spaces are allowed; punctuation is not allowed except for periods, hyphens, and underscores.

*** E-mail address:**

A valid e-mail address. All e-mails from the system will be sent to this address. The e-mail address is not made public and will only be used if you wish to receive a new password or wish to receive certain news or notifications by e-mail.

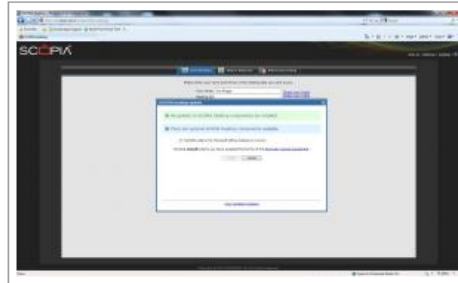
*** Confirm e-mail address:**

Outlook

Outlook Plugin

For subscribed users of the KAREN Video Bridge, there is a plugin that can be installed that integrates into Microsoft Outlook 2003/2007/2010. To download and install the plugin simply:

- go to <http://sds.karen.net.nz> in your internet browser and click on the Update link at the top right corner.
- Select the tick box for the Scopia Add-in for Microsoft Office Outlook and click install.
- Restart or Open Outlook to start using and configuring



Invitations have not been sent for this meeting.

To,

Subject:

Location: SCOPIA Desktop Rooms...

Start time: Sun 28/08/2011 4:30 p.m. All day event

End time: Sun 28/08/2011 5:00 p.m.

You have been invited to attend a SCOPIA Meeting. At the time of the meeting, please choose an access method described below:

Desktop Link:
To connect from your desktop using Windows or Mac, go to http://sds.karen.net.nz/scopia?ID=623833***1428&autojoin

We recommend you install the desktop client beforehand. To install the client, go to <http://sds.karen.net.nz/scopia?client>

To test that your software and hardware are setup correctly beforehand, visit our AVCC Test Room at <http://sds.karen.net.nz/scopia?ID=6222&autojoin>

H.323 dial-in:
To connect from an H.323 Endpoint, please dial 130.195.23.14 to connect to the bridge directly, or 130.195.23.21 if you are behind a firewall.
Enter the corresponding number to the left of your meeting name in the navigation menu using Touch Tones (DTMF), or press 0 and enter: 623833***1428 following by #

Phone dial-in:
To connect from a telephone, please dial the following access number: +64 4 499 8283. When prompted for a meeting number, enter: 623833***1428 followed by #

NB: Usual tolls will apply
NB: This meeting will become available to join on the Bridge 10 mins prior to the start time.

If you are experiencing difficulties connecting, please contact AVCC Helodesk on 0800 666 889 or at helodesk@avcc.net.nz

Shared Folder: Calendar

Booking a Meeting



Appointment Recurrence

Appointment time

Start: 4:30 p.m.

End: 5:00 p.m.

Duration: 30 minutes

Recurrence pattern

Daily Regur every 1 week(s) on:

Weekly Monday Tuesday Wednesday Thursday

Monthly Friday Saturday Sunday

Yearly

Range of recurrence

Start: Sun 28/08/2011

No end date

End after: 10 occurrences

End by: Tue 27/09/2011

OK Cancel Remove Recurrence

New Event (User event)

Name: Video Conference

Description:

Trebuchet 3 (12 pt) Normal Lang **B** *I* U ~~S~~ * x x

Desktop Link:
To connect from your desktop using Windows or Mac, go to http://sds.karen.net.nz/scopia?ID=623833***1428&autojoin

We recommend you install the desktop client beforehand. To install the client, go to <http://sds.karen.net.nz/scopia?client>

Path: body » p.MsoNormal » span

Date: 28 August 2011 Time 16:35

Duration: Without duration

Until 28 August 2011 Time 16:35

Duration in minutes

Repeats: No repeats

Repeat weekly, creating altogether 10 events

Save changes

Joining a Meeting

ETC: Calendar: Day View

Video Conference
Tsuyama National College of Technology

To connect from your desktop using Windows or Mac, go to http://sds.karen.net.nz/scopia?ID=62833***1428&autojoin

To connect from a telephone, please dial the following access number: +64 4 499 8283. When prompted for a meeting number, enter: 62833***1428 followed by #

NB: Usual tolls will apply

If you are experiencing difficulties connecting, please contact AVCC Helpdesk on 0800 666 889 or at helpdesk@avcc.net.nz

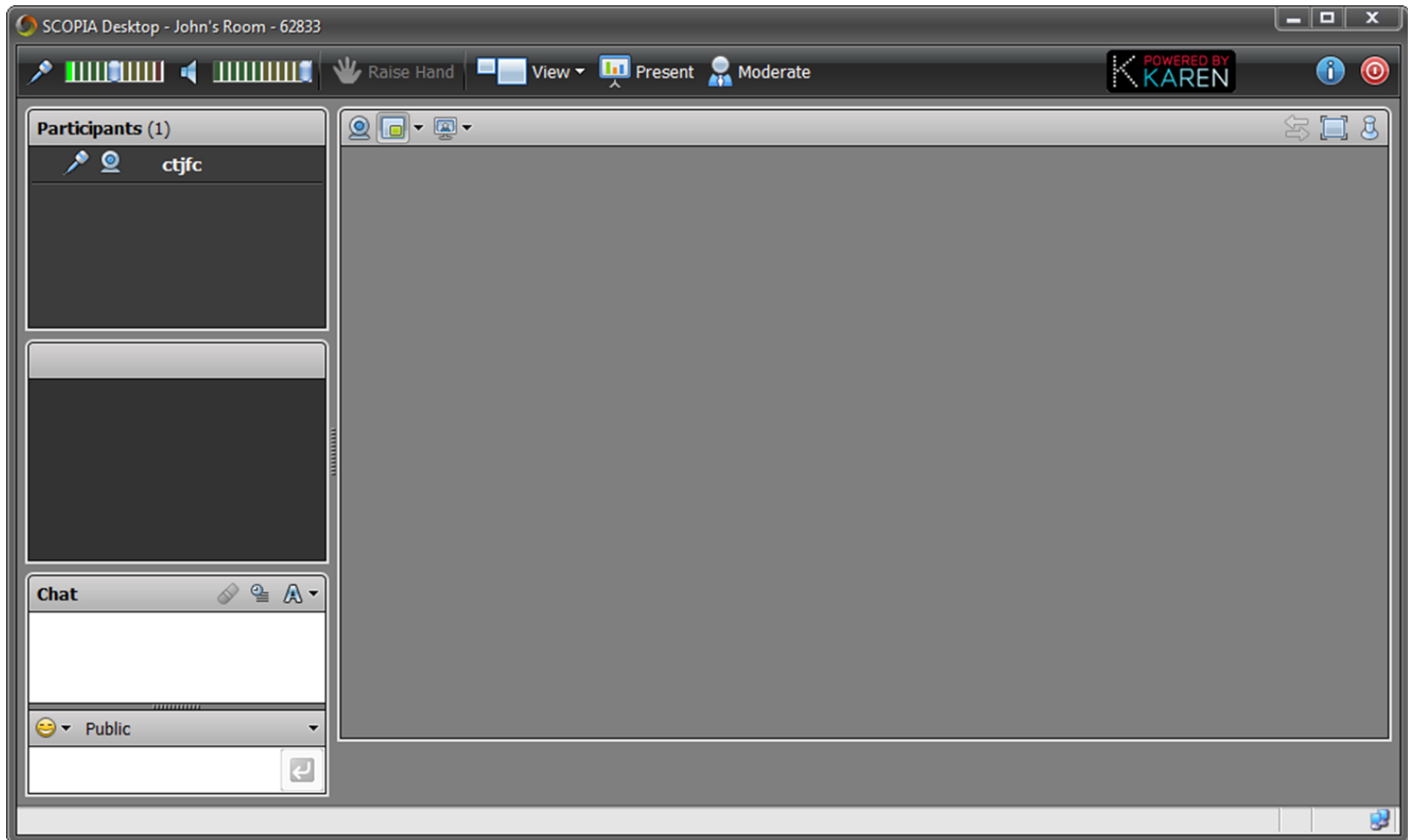
SCOPIA Desktop

Downloading: Conference Client 11.7 MB of 13.7 MB

Time Remaining: 6 seconds 775 KB/s

Installing:

Scopia Interface



English Language Learning

Aim:

Increase in the English Language Presentational Skills of Japanese Tutors in Conversational English.

Blend of Delivery

1. Face-2-Face at Wintec
2. Online asynchronous using Moodle
3. Online synchronous using Scopia

Midwifery in Practise

Aim:

To increase the communication in Midwifery placements

Proposed Solution

Out of class sessions to be scheduled

- Between Workplace Co-ordinator and Wintec staff member.
- Between student on placement and Wintec staff member.
- Between all three

Library Support

Aim:

To provide information on library support services to distance post graduate health students

Solution

Online asynchronous using Lib-Guide

Online synchronous using Scopia to Bay of Plenty DHB